



GEOMETRIC EARRINGS

Petra Vilímková



GEOMETRIC EARRINGS

Use your Czextruder to make these minimalist geometric earrings.

Watch a video tutorial on [Youtube](#).

Materials & Tools:

- Polymer clay (color of your choice)
- [Machine](#)
- [Czextruder](#) + [LC Disk 1 or 3](#) (extension with small holes)
- Scalpel, blade
- Cookie cutters (round)
- Texture sponge (aluminum foil)
- Stud earrings findings

Petra Vilímková


Petra lives near Pilsen, Czech Republic. Ever since childhood, she has loved learning new craft techniques. By age fifteen, she began studying art at various art schools in Pilsen before receiving Bachelor of Arts degree in Industrial Design at the Ladislav Sutnar Faculty of Design and Art, University of West Bohemia. She has been working for LUCY CLAY since 2014.

www.instagram.com/mygeekymuse







Condition polymer clay. Put the clay into the Czextruder. Use the extension with small holes from LC Disk 1 or 3 and extrude the clay.



Press extrusions together.



Cut it into smaller pieces.



Make a thin sheet of clay. Place the extrusions and press all parts together.



Cut using a round cookie cutter. Remove the excess clay. Make both earrings the same way. Bake all parts according to the manufacturer's instructions.



Make another sheet of clay and texturize it. I used a crumpled aluminum foil. Cut using the same cookie cutter. Make a small hole with a needle tool or pin. There you will add the earring post.



Cover the backside of the baked part with liquid clay. Place the textured part, but don't forget to add an earring post.




Bake it again. Sand edges and your earrings are ready.



You can make earrings with different patterns.

CZEXTRUDER

LC Czextruder is the most robust and reliable extruder on the market. It was designed by polymer clay artists in cooperation with engineers, that is why LC Czextruder is the best tool for extruding polymer clay. It offers easy and smooth extruding, robust and well-engineered construction, hand-free mode and a broad range of extensions for LC Czextruder - LC Disks. LC Czextruder will bring your polymer projects to a whole new level. Discover LC Czextruder and enjoy claying.



ORDER NOW: [LC STORE](#) - [AMAZON](#)